1. Configuration type

Brand	Motor model	Driver model

2. Driver wiring and parameter setting

2.1.1. Driver power wiring diagram



2.1.2. Wiring diagram of driver and hos

2.1.5. Driver and host computer closed-loop control wiring diagram

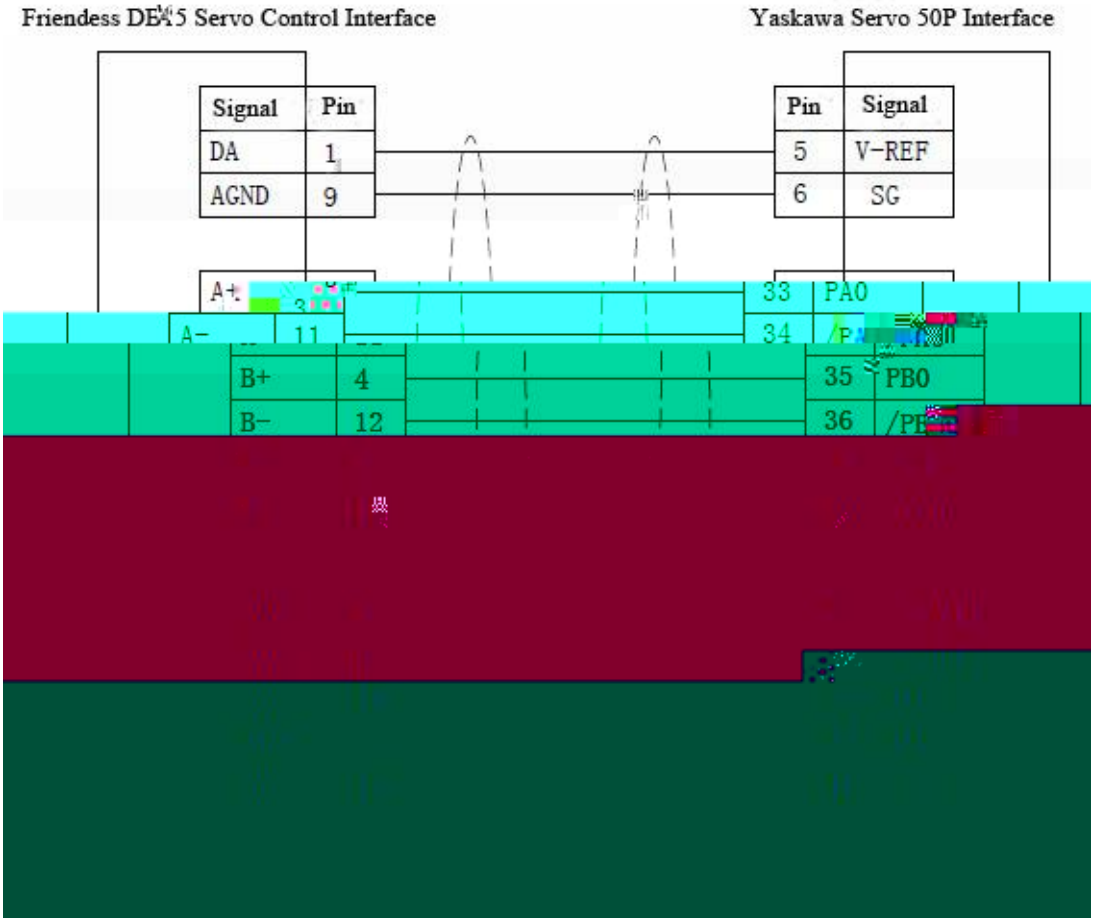

2.1.6. NC30 closed-loop control parameters and set values

2.1.7. NC60 closed-loop control parameters and set values

2.2.1. Driver power wiring diagram

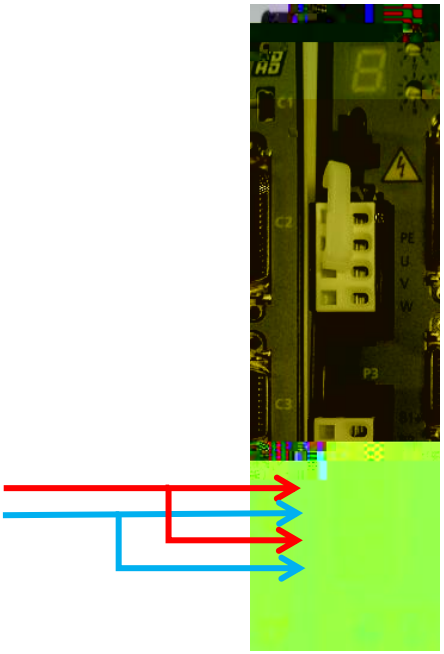

2.2.2. Wiring diagram of driver and host computer control line



2.3.1. Driver power wiring diagram



2.3.2. Wiring diagram of driver and host computer open-loop control



2.3.3. NC30 open loop control parameters and set values

2.3.4. NC60 open loop control parameters and set values





2.4.3. NC30 open loop control parameters and set values

2.4.4. NC60 open loop control parameters and set values

2.4.5. Driver and host computer closed-loop control wiring diagram

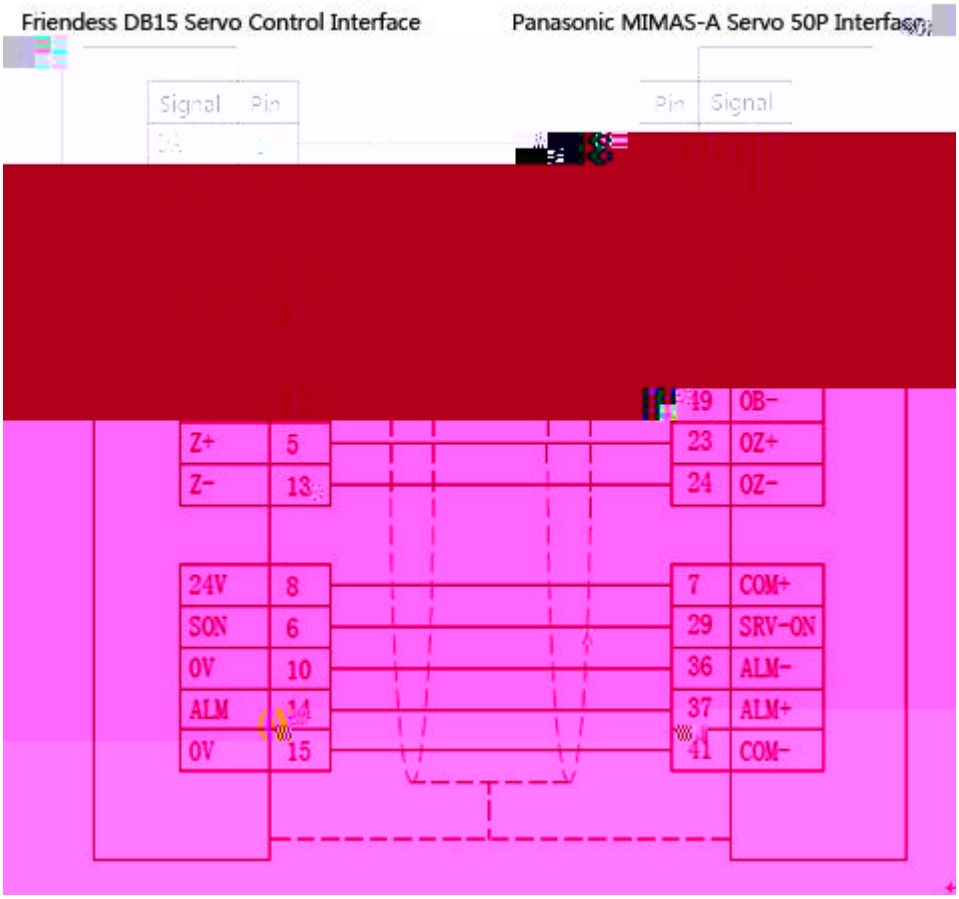

2.4.6. NC30 closed-loop control parameters and set values


M
ENT
H2-506
CN3
CN1
Vdc GND PE A+ A- B+ B-
CN2