



DIN

EN207 BGV B2







ő ŇĹijŅ

Ľ

X Y

=



Ĵı ……Ĵ

Ĵı Ĵ ……

Ĵı

Ĵı Ĵ

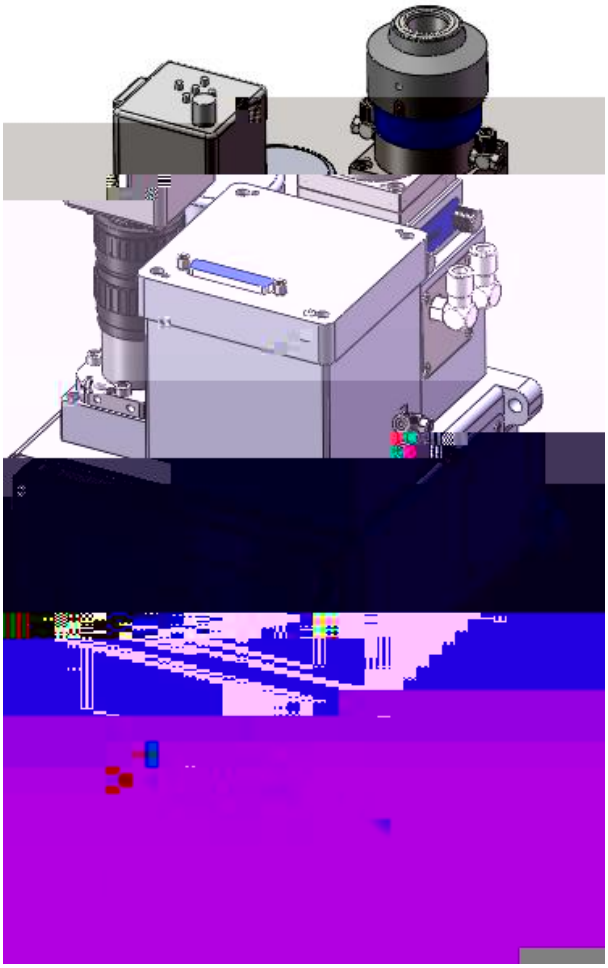

QBH

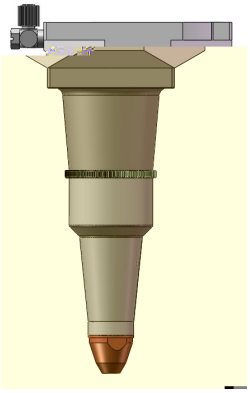

Ĵıĵ

Ĵıĵıĵ

ŔŅŋ

ś Ŝ

ņņŇ

ņņŇ

Ĵıĵıĵ

ĴıĵıĶ

ŌŖŒ ĻκÍĶİĴĽĵijĴijį ņůŤŶŶ ĵıķıĶ

ĵı

	Ĺijijij Ś
	ĴijijŰŰįĴκijŰŰ
	ĵijijŰŰįĵκijŰŰ
	ĹıÍŮŪ
	35

Ķı

ĶıĴ

ıĴ

Ķıĵ

Ĵı
ĵı
Ķı
ķı

Ĵı
ĵı ĵŰŰ

ĶıĶ

Ĵı
ĵı кijijŰů . ₩ ₩



Ķıķ ŔŅŋ



Ĵı

ĵı ŔŅŋ

Ķı

Қık





ĶıĹ



ĶıÍ ņņŇ

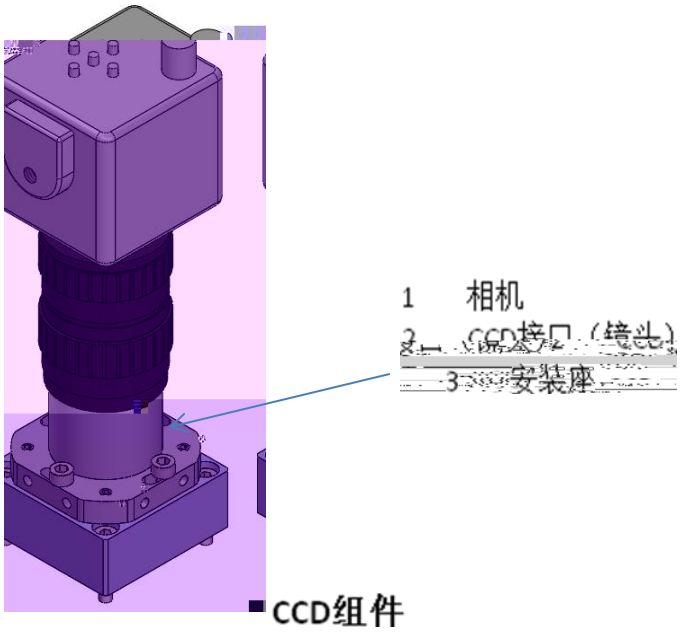

CCD

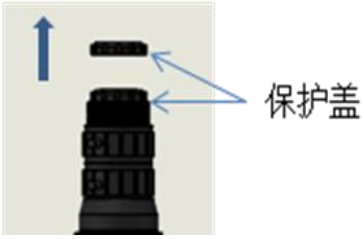

图一



图二



图三

ķı

4.1 CCD

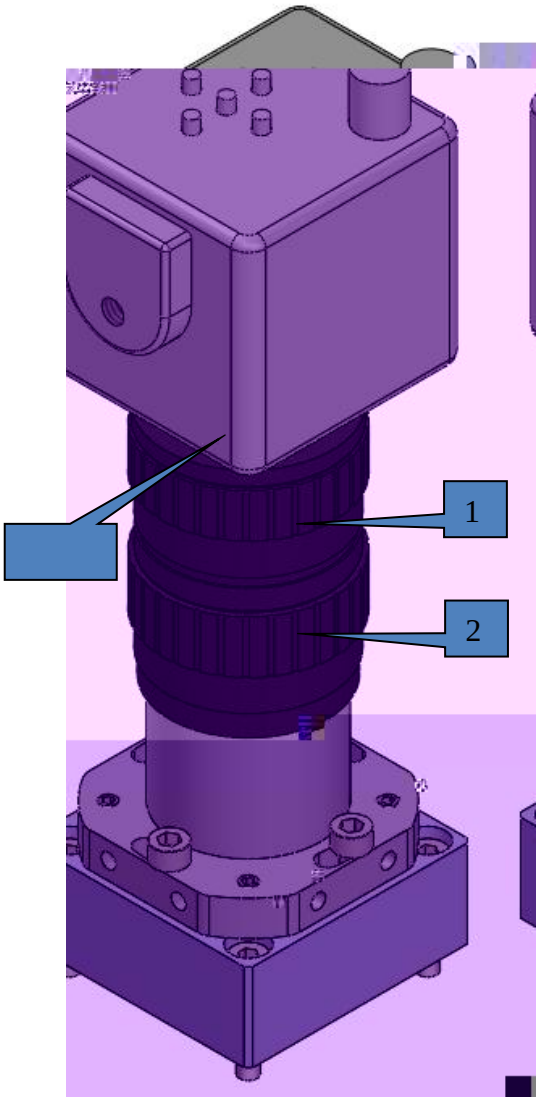

CCD

,

1
2 1 2
3 1

4 2
1 2 3







4.2 CCD

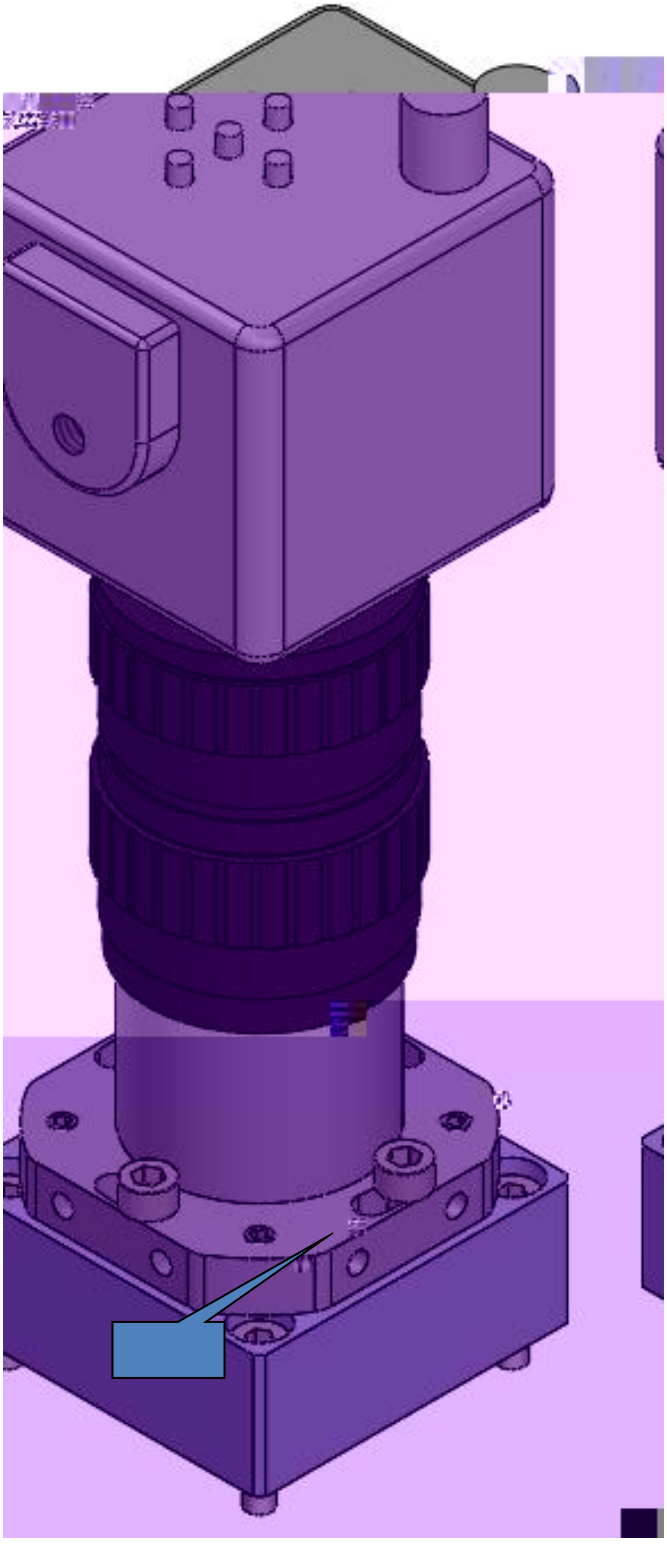

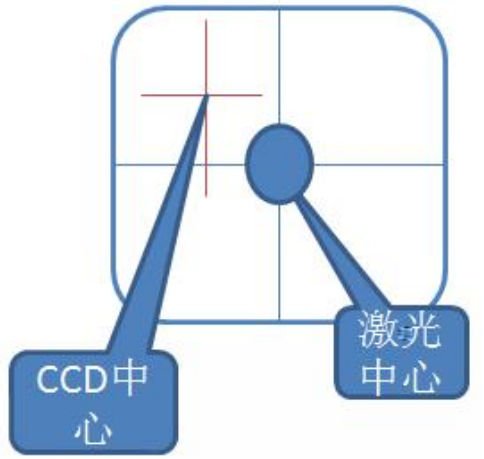

CCD

1, CCD

2, CCD
CCD

3, CCD

CCD
, CCD

4, CCD
,
CCD

1 5 3
2
1
3 2
4

5 1/5 3 0.1~0.15mm

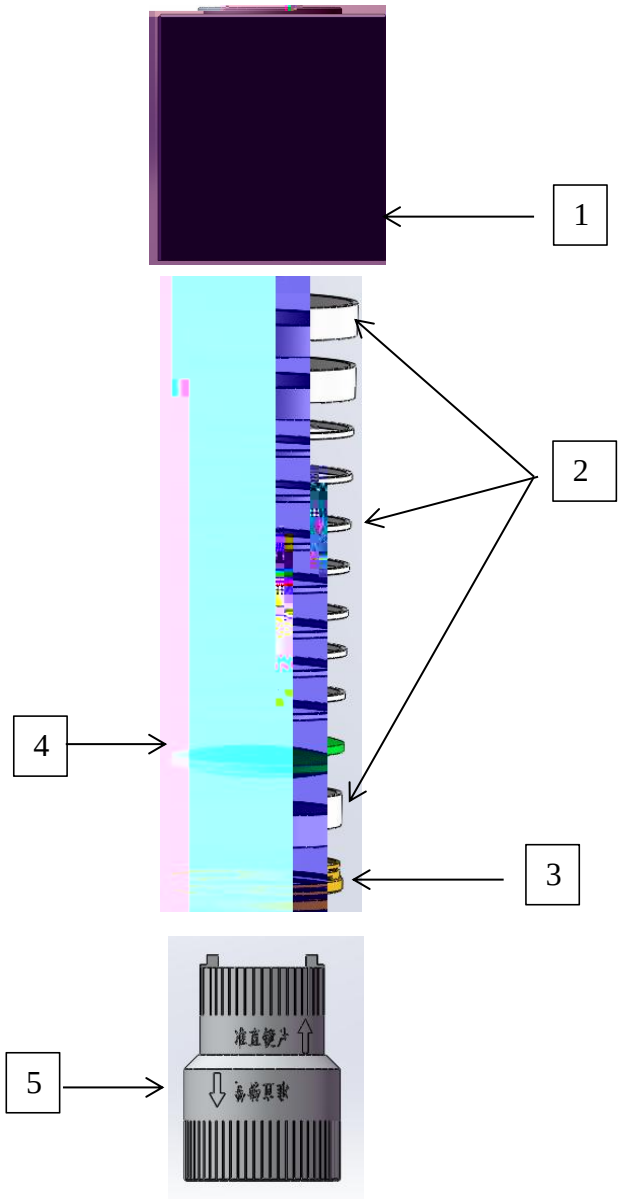

1 2 3 4
5

кıĶ

v

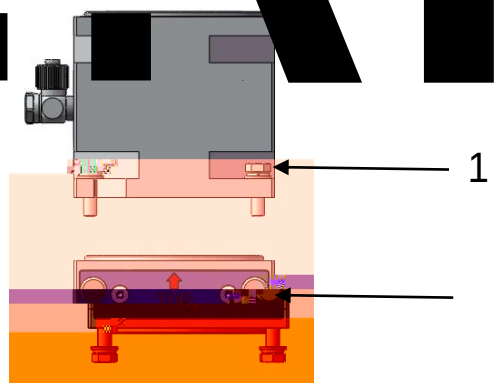

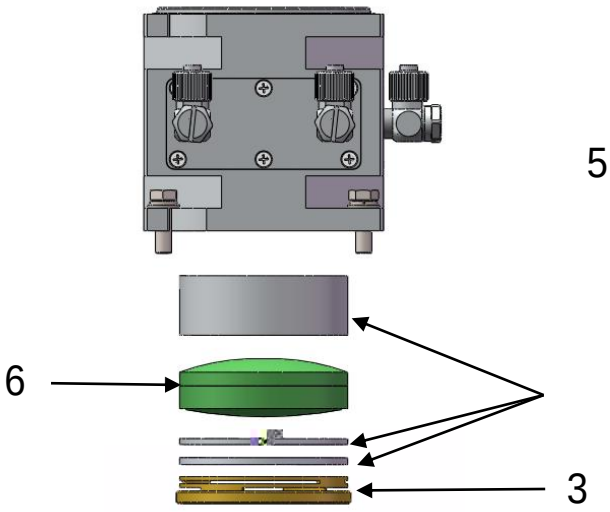



5.4

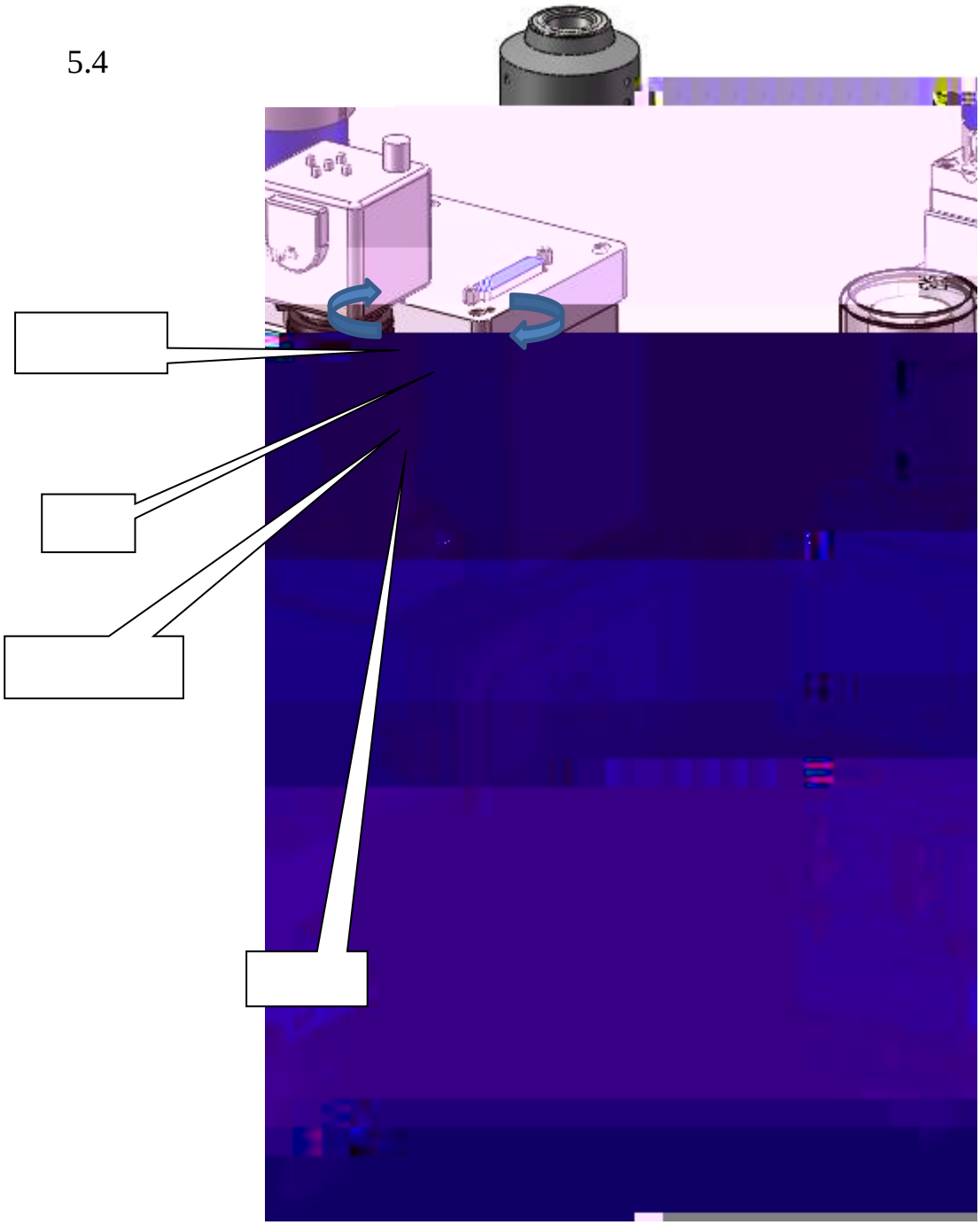

1
2 1

3

,

4 X Y

KlK

※清洁保护镜片

1.用无尘清洁棉蘸取[illegible]清洁镜片，然后用皮老虎吸取干净空气吹[illegible]着的粒子等异物；

3.如果保护镜片已经不可能清洁干净，或是受损，则必须更换新镜片。

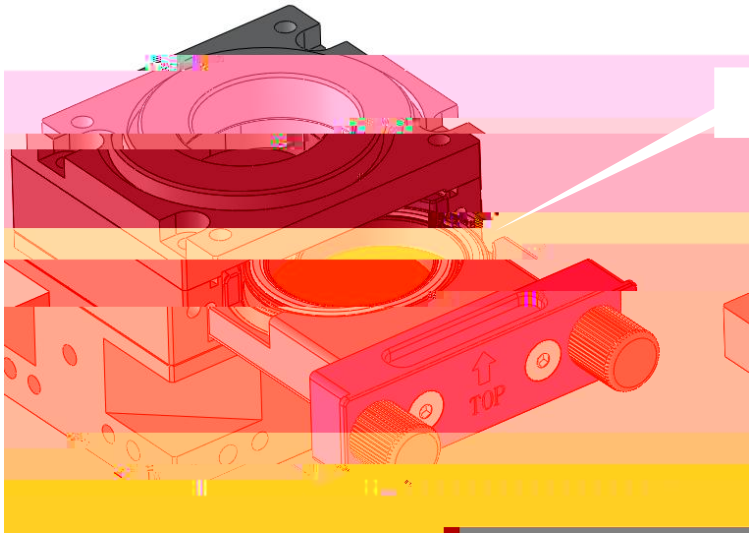

5.6

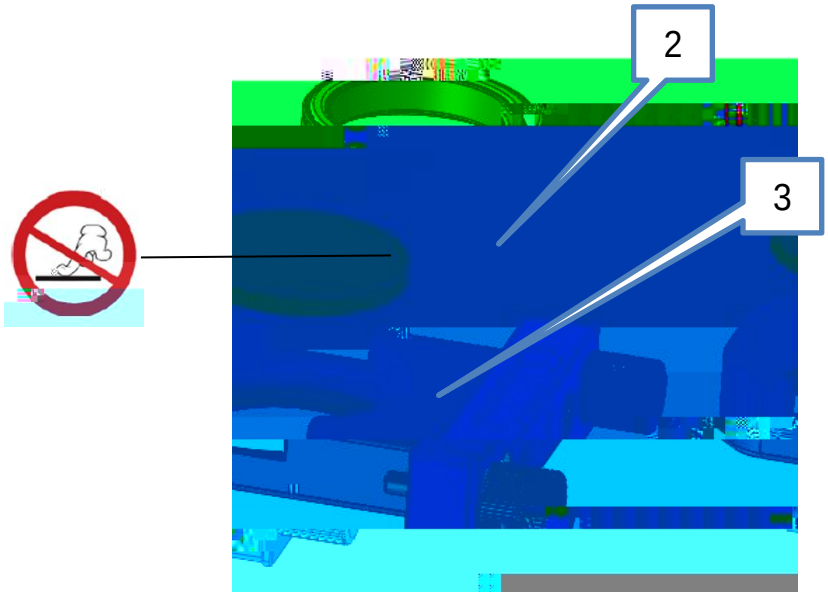

1 1 2 2

2 3

3 2 1

※清洁保护镜片



1.用无尘塑清洁棒取最弄酶溶剂用，清洁镜片。然后用皮老虎（如图 ）吸取干净空气吹掉附着的粒子等异物；

2.重复多次、直至到镜片干净；

3.准直镜片为复合双片组合，请注意方向；

4.如果保护镜片已经不可能清洁干净，或是受损，则必须更换新镜片。

Ĺ

ND60B

